

8:30 Call Meeting to Order

- Agenda Public Comment
- Next Board Meeting: March 18, 2025, at 8:30 am In-Person at DSDP Office
- Approve minutes of November 12, 2024, Board Meeting | **Action**

Doug Korn Chairman's Report

- Volunteers for RFP Committee

Rhea Aguinaldo, Economic Development Dept., City of San Diego | **Informational** – 5 Mins.

- Community Liaison Report

DSDP President & CEO Betsy Brennan | **Informational** – 10 Mins.

- Advocacy Update

DSDP Vice President of Marketing & Communications Sarah Brothers | **Informational** – 10 Mins.

- PBID Renewal Council Hearing Preparation

DSDP Clean & Safe Executive Director Alonso Vivas Update | **Informational** – 10 Mins.

- Quarter 2: PBID Financials
- Mid-Year Report
 - Clean Plan

DSDP Senior Director of Economic Development Nathan Bishop | **Informational** – 10 Mins.

- CEP Update

Member Discussion

- Non-Agenda Public Comment

This is a period of time for any members of the public to comment on any topic that is not listed on this agenda

Adjourn

Downtown San Diego Partnership Office
401 B Street, Ste. 100
San Diego, CA 92101

THIS INFORMATION IS AVAILABLE IN ALTERNATIVE FORMATS UPON REQUEST.
To request an alternative format or to request a sign language or oral interpreter for the meeting, please contact the Clean & Safe Program office at least five (5) working days before the meeting at (619) 234-8900 to ensure availability. Assistive Listening Devices (ALDs) are available for the meeting upon advanced request.

Clean & Safe Annual Board of Directors Meeting

November 12, 2024, Meeting Minutes

Call to Order:

Meeting commenced at 8:40 am

Clean & Safe Board of Directors Attendance:

Board members present:

- Doug Korn, Chair
- Betsy Brennan
- L.C. Cline
- Pete Engard
- Larry Seal
- Howard Greenberg
- Michael Trimble
- Roann Gobeil
- Glenna Gasper

Board members not present:

- James Langley
- Steve Kohn
- Angie Weber
- Mike Madigan, Treasurer
- Dr. John Parker

The following DSDP staff and community members were present: Alonso Vivas, Charity Jones, Dani Garcia, Josh Coyne, April Hill, Ernesto Romo, Clayton Fowler, Sarah Brothers, Nathan Bishop, Melissa Navarro, Rio Sisson, Jocelyn Johnson, Joyce Summer, Rhea Aguinaldo (City of San Diego), Captain Ryan Hallahan (SDPD)

Agenda Public Comment: None

Chairman's Report: Doug Korn

- Wells Fargo Fire Drill Scheduled for Today
- Annual Property Owner Meeting
- Committee Updates:
 - Peter Engard: DSDP Policy Committee
 - Committee on Downtown Homelessness

Board Member Peter Engard: DSDP Policy Committee Update

- Meeting Date: October 10, 2024
- Update on DSDP 5-Point Safety Plan by Josh Coyne
- SDTA Economic Update ([The Official Travel Resource for the San Diego Region](#))
 - Still not at 2019 KPI Levels
 - The Current Market is on Track

Community Liaison Report | Informational

Rhea Aguinaldo Economic Development Department, City of San Diego

- Hosted BID/MAD Annual Workshop on October 30, 2024
 - Best Practices
 - Group Discussion on Managing Assessment Districts
- PBID Renewal
 - Tentatively Scheduled to go before City Council on November 19, 2024
 - Majority has been Met

Guest Speaker: Captain Ryan Hallahan, SDPD, Central Division | Informational

- Central Division Receives 80K Radio Calls for Service on Average
- Staffing Resources
 - Most Active Shift: 8:00 am – 4:00 pm
 - 2nd Most Active Swing Shift: 4:00 pm – Midnight
 - Friday & Saturday Nights, see Increased Activity in the Gaslamp
- Day Watch Bike Patrol (Downtown Response Team)
 - Will be Evaluated after Four Months for Effectiveness
 - Team includes Four Officers and One Sergeant
 - Arrests can Take Up to Four to Six Hours per Officer
 - Patrol Hours 10:00 am – 8:00 pm
 - C Street Corridor is a Main Focus
 - The Complaint Driven Areas are:
 - Gaslamp
 - East Village
 - C Street
- Central Division Receives 28K More Calls than Northern Division
 - Central Division only has Six more Officers than the Northern Division
- Graduating Academy Classes are being Deployed into the Downtown Area
- Prop 36 will Help w/ Enforcement of Theft and Drug Issues
- Neighborhood Policing Division
 - Currently in Talks w/ CalTrans Re: Freeway Entrance Encampments
 - Handles Tent Enforcement Issues

Motion: Approval of September 17, 2024, meeting minutes w/ Amendment

- **1st:** Michael Trimble
- **2nd:** L.C. Cline
- **Abstention:** Glenna Gasper
 - o **Approved**

DSDP President & CEO Betsy Brennan Update | Informational

- PBID Renewal
 - Scheduled to go Before City Council on November 19, 2024, for Approval to Mail Ballots
 - Ballots to be Counted at Mid-January Meeting
 - The mayor then has Thirty Days to Sign Off
 - 45-Day Litigation Period
 - July 1, 2025, Program is Renewed
- DSDP Safety Plan
 - People can still Join the Safety Coalition [Safety Plan – Downtown San Diego Partnership](#)
 - Plan includes Deliverables for:
 - Clean & Safe
 - The City of San Diego
 - The State of California, including CalTrans
 - The Federal Government
 - Invite will go out Re: Meeting w/ District Attorney, Sheriff, Council Woman Nora Vargas to Discuss Deliverables for the County of San Diego
- Bank of America Neighborhood Builders Grant
 - Grant Received in September
 - DSDP was Awarded 200K over a Two-Year Period
 - Will be used for DSDP Unhoused Care Program
 - Betsy Brennan & Jocelyn Johnson will Receive Training from Bank of America

DSDP Clean & Safe Executive Director Alonso Vivas Update | Informational

- Q1 Finance Update
 - Spent 99%, Right on Track
 - Maintenance: 10% Over
 - Cyclone Machine
 - Big Belly Trash Cans
 - Increased Power Washing
 - Beautification: 7% Under
 - Safety: 44% Under
 - 26 FTE

- 32 FTE is the Goal
- Admin: 40% Over
 - PBID Renewal Expenses
 - Insurance Costs
- Will give Downtown Clean Plan Update in January 2025
- Supply and Equipment Prices may be affected by Upcoming Tariffs
- Currently Balancing Q2 Budget & Expenses
- Safety Report w/ Dani Garcia
 - Anticipate having Full Staff by End of January 2025
 - Response Time has Improved
 - Recruitment Changes
 - Phone Screens
 - Downtown Ride-a-Long
 - Provide Clean & Safe Brochure
 - Educating Candidates on Letters of Agency
 - How to Report to CalTrans
 - Training Changes
 - Collaboration w/ SDPD
 - Conducting Walking Enforcements
 - Potentially Conducting Narcan & CPR Training w/ Fire & Rescue
 - Providing Additional Bike Training w/ SD Bike Coalition

DSDP Clean & Safe Director of Maintenance Services Ernesto Romo Update | Informational

- Downtown Gateway Enhancement
 - 6th Ave between Cedar & Beech
 - 19 Digital Panels to Be Printed by UDG Co.
 - Will Tell the Story of Cortez
 - Panels will be 4ftx8ft in Size
 - Panels have a Twelve-Month Lift Span (typically)
 - Panels will be Rotated
 - Hoping to Complete by January/February 2025
 - Other Gateway Locations
 - 10th Ave & Front Street
 - Landscaping near HW163 Off Ramp
 - A Street next to Marriott



Non-Agenda Public Comment:

- Joyce Summer: HOA Update
 - o Working on the petition process

Adjourn: The meeting adjourned at 9:57 am

Next meeting: March 18, 2025

Location: 401 B Street, Suite 100, San Diego, Ca 92101

Downtown San Diego Partnership
Downtown San Diego (All Entities) : Downtown San Diego Partnership, Inc.
BUDGET VS. ACTUAL | CLEAN AND SAFE
From Jul 2024 to Dec 2024

Financial Row	Actuals	Budget (Jul 2024 - Dec 2024)	(Under) Over	FY Budget (Jul 2024 - Jun 2025)	% of FY Budget
Ordinary Income/Expense					
Income					
40000 - Revenue					
41000 - Assessment Revenue	\$5,718,970	\$5,745,000	-\$26,030	\$11,490,000	50%
48010 - Fund Balance/Surplus	\$15,184	\$0	\$15,184	\$0	0%
48020 - Water Feature	\$18,853	\$28,002	-\$9,149	\$56,004	34%
49050 - Unbilled Revenue	\$306,579	\$0	\$306,579	\$0	0%
Total - 40000 - Revenue	\$6,059,585	\$5,773,002	\$286,583	\$11,546,004	52%
Total - Income	\$6,059,585	\$5,773,002	\$286,583	\$11,546,004	52%
Expense					
Maint Expenses					
50000 - Personnel Expenses	\$1,989,689	\$1,862,007	\$127,682	\$3,724,014	53%
51000 - Non - Personnel Expenses	\$1,178,688	\$884,520	\$294,168	\$1,769,040	67%
Total - Maint Expenses	\$3,168,377	\$2,746,527	\$421,850	\$5,493,054	58%
Beaut Expenses					
50000 - Personnel Expenses	\$245,346	\$261,071	-\$15,725	\$522,142	47%
51000 - Non - Personnel Expenses	\$32,006	\$47,508	-\$15,502	\$95,016	34%
Total - Beaut Expenses	\$277,351	\$308,579	-\$31,228	\$617,158	45%
Safety Expenses					
50000 - Personnel Expenses	\$820,866	\$1,291,092	-\$470,226	\$2,582,184	32%
51000 - Non - Personnel Expenses	\$24,624	\$37,380	-\$12,756	\$74,760	33%
Total - Safety Expenses	\$845,491	\$1,328,472	-\$482,981	\$2,656,944	32%
CEP Expenses					
50000 - Personnel Expenses	\$100,706	\$84,184	\$16,522	\$168,368	60%
51000 - Non - Personnel Expenses	\$26,209	\$120,330	-\$94,121	\$240,660	11%
Total - CEP Expenses	\$126,915	\$204,514	-\$77,599	\$409,028	31%
Program Expenses					
50000 - Personnel Expenses	\$415,276	\$270,377	\$144,899	\$540,754	77%
51000 - Non - Personnel Expenses	\$478,523	\$389,598	\$88,925	\$779,196	61%
Total - Program Expenses	\$893,799	\$659,975	\$233,824	\$1,319,950	68%
Management & Gen Expenses					
50000 - Personnel Expenses	\$22,364	\$0	\$22,364	\$0	0%
51000 - Non - Personnel Expenses	\$190,118	\$63,204	\$126,914	\$126,408	150%
54000 - Program Management Fees	\$462,000	\$461,850	\$150	\$923,700	50%
61000 - Other (Non-Operating) Expenses	\$43,335	\$0	\$43,335	\$0	0%
Total - Management & Gen Expenses	\$717,817	\$525,054	\$192,763	\$1,050,108	68%
No Department					
50000 - Personnel Expenses	(\$127,892)	\$0	-\$127,892	\$0	0%
51000 - Non - Personnel Expenses	(\$48,121)	\$0	-\$48,121	\$0	0%
Total - No Department	(\$176,013)	\$0	-\$176,013	\$0	0%
Expense	\$5,853,736	\$5,773,121	\$80,615	\$11,546,242	51%



Employee of the Year Eric Ramos

There are many reasons Eric is Employee of the year. Of course, the base criteria of perfect attendance and being one of the Employees of the Month, but Eric consistently goes above and beyond in his work. As the day shift Rapid Response Ambassador, Eric gets called all over Downtown, working on most of the Maintenance Tickets that get sent in. He has been keeping Downtown Clean with us for over 2 years.

Key Maintenance Activity Figures

Sidewalks
17,465
Cleaned

Trash Cans
12,796
Serviced

Biowaste
Removed
9,082

Maintenance Tickets by the Numbers for December 2024

TICKETS GENERATED

1336
TICKETS

TICKET STATUS

100%
RESOLVED

RESOLUTION TIME

41%
WITHIN 1 HOUR



70,326

Total safety logs recorded.

The Daily Average of tasks recorded was 764
October 1, 2024, to December 31, 2024

Top Safety Activity Figures

Safety Patrol

34%

23,973 of all tasks completed

Proactive Contacts

23%

Individual Wellness Checks

14%

Top Service Locations

Gaslamp

1,050 Tickets

81% resolved within 1-hr.

City Center

2,821 Tickets

63% resolved within 1-hr.

East Village

1,914 Tickets

62% resolved within 1-hr.

Safety Tickets Generated October 1, 2024, to December 31, 2024

71%

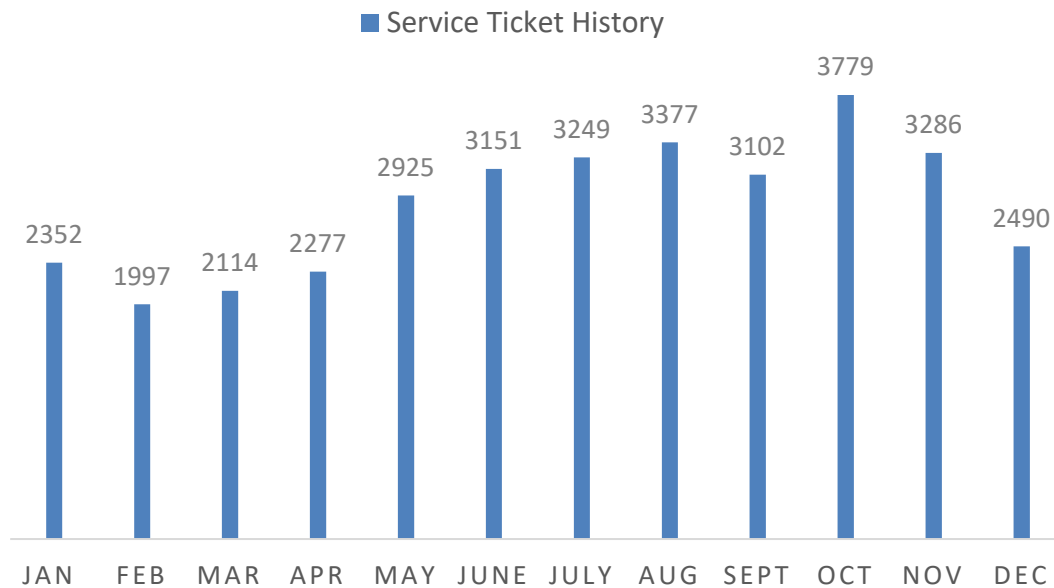
Total requests made through the Clean & Safe App.

29%

From additional sources.



SERVICE TICKET HISTORY



This year alone **34,078 service tickets** have been generated for **Safety Services**. With **27,289 service tickets** being submitted through the **Clean & Safe App**. Peak service occurred in **October 2024**, with **3,779** tasks needing attention.

Unhoused Care Activity Report November 2024 & December 2024

Nov 24

Dec 24

■ Unsheltered Homeless Count: **844**

■ Family Reunification: **20**

■ Outreach: **14**

■ Unsheltered Homeless Count: **995**

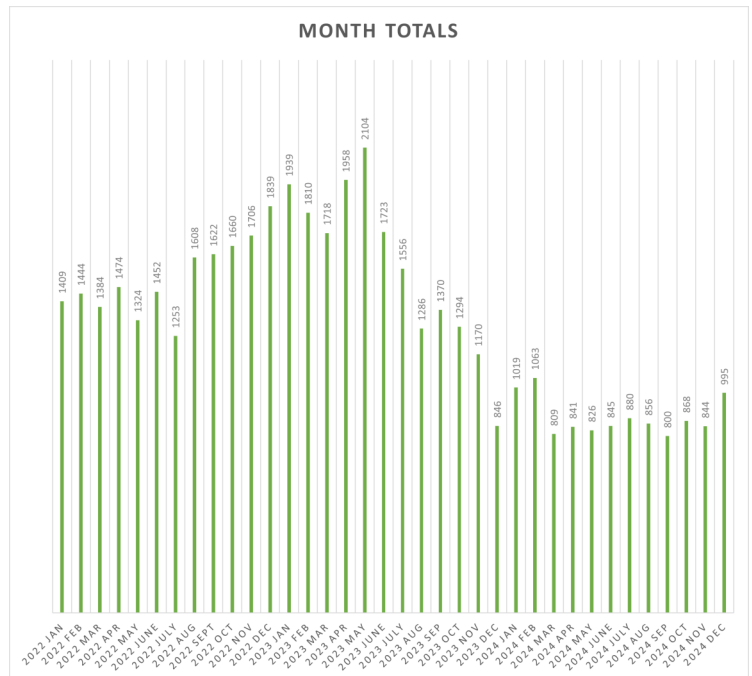
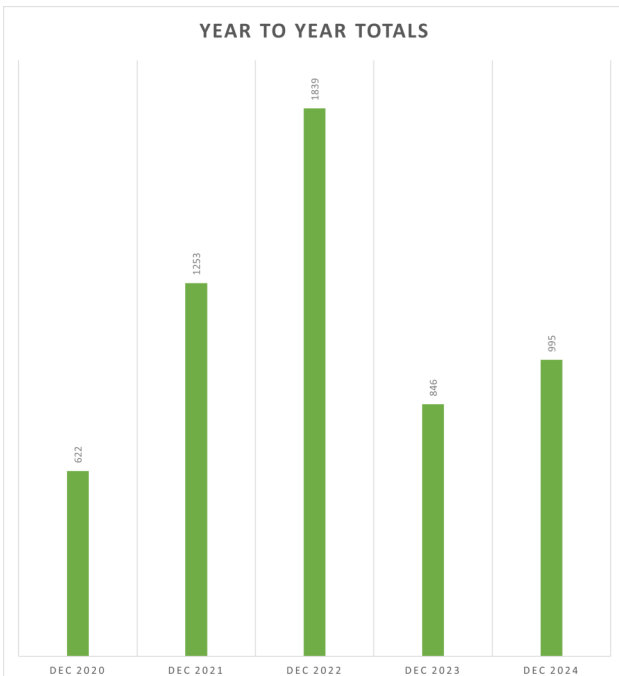
■ Family Reunification: **22**

■ Outreach: **32**

FY24 Totals from July - December: FRP: 451 Outreach: 235

Unhoused Care Team Success Story:

During a coordinated outreach effort in partnership with the San Diego Metropolitan Transit System, Unhoused Care Team member Suede had the privilege of meeting Nicholas. As they continued to talk, Nicholas shared about the connection he wanted to reestablish with his family in Los Angeles. From that outreach, we were able to schedule him an intake meeting to see if he would qualify for the Family Reunification Program. During this process, we learned that Nicholas's family had been on a heartfelt quest to find him and were willing to drive from the San Fernando Valley to reunite with him. We transported Nicholas to the Neil Good Day Center, where he waited anxiously while we coordinated the reunion. A few hours later, their long-awaited reunion became a beautiful reality.



Placemaking

Columbia District

Parklet complete

- Initial challenges after installation
- Clean & Safe fully installed planters
- awaiting further TLC that is needed from contractor

Creative Crosswalk

- Currently on hold as funds are slowly being disbursed from Parking District

City Center

B Street Sidewalk

- After meeting with city on some major concerns, team is submitting final plans to the city to officially move project forward

E Street (9th & 10th)

- In coordination with Clean & Safe, two Big Bellys will be installed.
- New planters will be installed - currently searching for new vendor
- New lighting to be installed over sidewalk.
 - Contractor selected.

C Street

- Working with UCSD on potential renderings to gain investment from businesses and property owners

Cortez

Crosswalk

- Project moving forward, currently in the outreach phase with other construction sites for traffic control reasons

Cortez Street Amenities

- Currently paying final permit before installation of street amenities
- Phase two will look at success of amenities and if more are needed.

Marina

Intersection Mural

- Final approval was received before the end of the year from the San Diego Arts Commission.
- Installation is estimated to be sometime in April due to supply/material issues

City Center

Placemaking

B Street Sidewalk Improvement & More

Location: B Street south block between 5th and 6th

Early planning stages with City

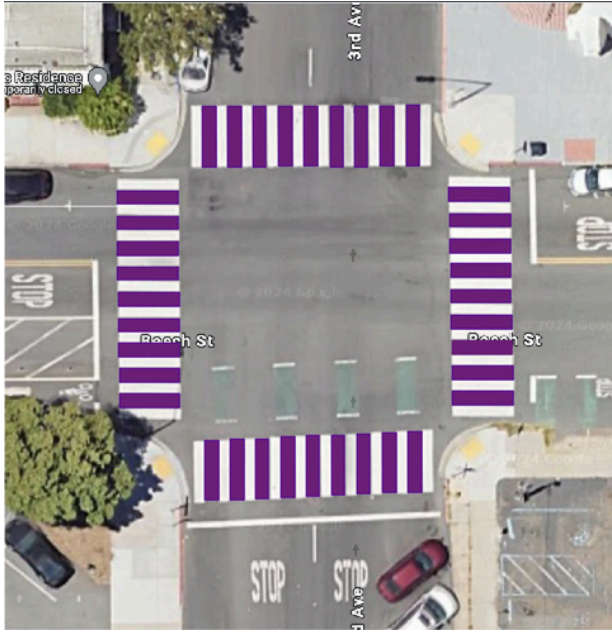
The project aims to repave the dilapidated sidewalk while adding an opportunity for individuals to purchase a square!



Cortez

Placemaking

Creative Crosswalk



Location: Beech St. and 3rd Ave.

The project would add purple-colored bars to 4 existing continental crosswalks at each location. There would be a 2-inch gap between the colored and white bars.

Background:

Purple reflects the existing branding of the Cortez District.

This report provides a comprehensive light audit conducted to evaluate the lighting systems in the Cortez Hill neighborhood. It includes a summary of current street light conditions and provides recommendations for light improvements

Circulate Cortez Streetlight Audit

Cortez Hill, Downtown San Diego

Streetlight Audit Report



Cortez Street Amenities



Cortez branded street amenities. They will be placed throughout the Cortez neighborhood.

Final permit phases with City

Marina

Placemaking

Location: 3rd Avenue and J Street

Currently must conduct outreach for approval from neighboring properties



“ABALONE JOURNEY”



Artists: Janelle Louie (Lead) & Thao Huynh French

The project would add artwork to the middle of the intersection in collaboration with Kathleen Dang, Chinese Consolidated Benevolent Association (CCBA).

Background:

The artwork reflects the neighborhood's history. Colorful crosswalks would enhance pedestrian mobility and safety and add beauty to the neighborhood.