

# Monthly Unsheltered Homeless Count

## Regional Taskforce on the Homeless Methodology

2012 - 2019													
	Jan	Feb	Mar	Apr	May	June	July	Aug	Sept	Oct	Nov	Dec	Average
2012 Monthly Totals:	486	485	405	453	513	502	672	623	725	887	636	593	582
2013 Monthly Totals:	531	568	458	509	563	599	571	619	556	541	557	508	548
2014 Monthly Totals:	569	568	634	585	597	662	679	630	614	644	538	555	606
2015 Monthly Totals:	685	744	717	695	629	720	810	657	581	677	765	884	714
2016 Monthly Totals:	672	811	842	843	1148	1156	1162	1386	1140	1130	1170	1415	1073
2017 Monthly Totals:	882	1027	1105	875	892	1156	1100	1335	1275	1091	941	1012	1058
2018 Monthly Totals:	804	862	980	791	904	759	926	964	787	739	799	806	843
2019 Monthly Totals	898	799	732	776	860	821	961	770	946	847	677	627	809
2020													
	Jan	*Feb	Mar	Apr	May	June	July	Aug	Sept	Oct	Nov	Dec	
East Village	467	409	261	330	332	418	398	326	447	401	424	334	379
City Center	126	160	134	91	122	140	121	104	125	111	126	134	124
Columbia	41	47	24	52	51	59	56	48	56	42	55	53	49
Marina	48	27	20	24	24	29	28	21	27	17	35	11	26
Cortez	48	49	28	20	24	39	24	22	17	33	23	52	32
Gaslamp	59	52	62	28	42	37	51	38	47	35	31	38	43
Monthly Totals:	789	744	529	545	595	721	678	559	719	639	694	622	656
**EAST VILLAGE BREAKOUT													
North East EV	65	47	32	43	46	71	79	60	68	44	45	47	54
North West EV	88	92	34	57	59	69	71	49	57	69	64	44	63
South East EV	282	250	86	215	212	252	226	196	300	270	291	196	231
South West EV	32	20	109	15	16	26	22	21	22	18	25	47	31
2021													
	Jan	Feb	Mar	Apr	May	June	July	Aug	Sept	Oct	Nov	Dec	
East Village	409	381											395
City Center	153	140											146
Columbia	55	47											51
Marina	20	24											22
Cortez	47	44											46
Gaslamp	31	32											31
Monthly Totals:	714	668	0	0	0	0	0	0	0	0	0	0	691
**EAST VILLAGE BREAKOUT													
North East EV	44	54											49
North West EV	90	56											73
South East EV	253	247											250
South West EV	22	24											23

**Notes:**

The preliminary methodology (shown in yellow) counted two individuals per tent and two individuals per vehicle.

On April 27, 2017, the Clean & Safe program adopted the counting methodology used by the Regional Task Force on the Homeless. Per the methodology (represented above by the dark green cells), Clean & Safe staff counted 1.75 individuals per visible tent/structure and 1.66 individuals per vehicle that showed clear signs of habitation.

In May 2018, the Regional Task Force on the Homeless updated the methodology for vehicles to 2.03 that shows clear signs of habitation (the methodology of 1.75 individuals per tent/structure remained the same). The Clean & Safe program implemented this methodology on May 31, 2018 (represented in orange).

In January 2020, the Regional Task Force on the Homeless stopped using methodology for vehicles and structures, however, the Clean & Safe program continues to use the methodology.

In September 2020, the count was performed on September 29th and delayed 6 days due to social unrest and safety concerns. The count was scheduled to be conducted on September 23rd, 2020.

\* Denotes the months that The Downtown Fellowship of Ministries and Churches collaborated with us on the monthly homeless sleep count.

\*\*East Village breakout areas include the following:

North East East Village is the area north of Market Street & east of Park Ave.

North West is the area north of Market Street & west of Park Ave.

South East is the area east of Park Ave. south of Market Street

South West is the area west of Park Ave. south of Market Street

# East Village N 12AM-5AM

**Downtown Fellowship of Churches & Ministries**




Date: 02/25/2021

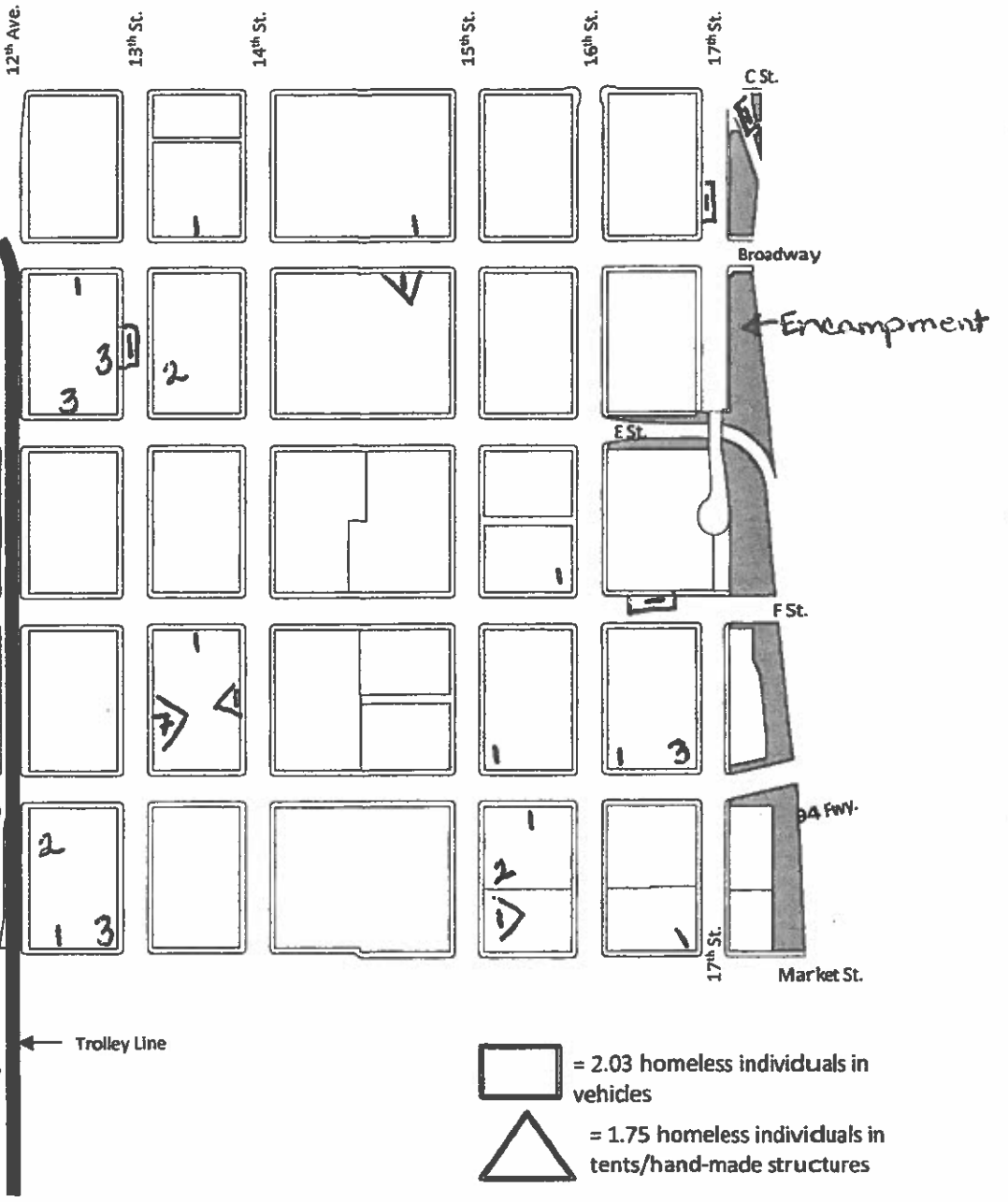
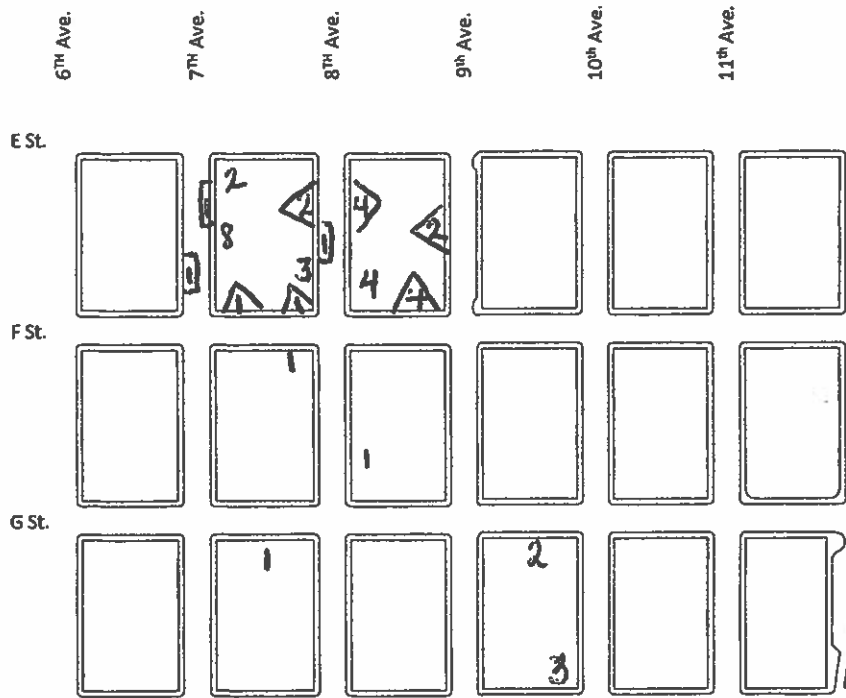
Name: \_\_\_\_\_

Signature: \_\_\_\_\_



Temperature: 55

Rain: Yes/No **No**

Count Breakdown		
	Count	Value
	163	163
	17	34.51
	105	183.75
<b>Total</b>		<b>381.26</b>



\*On May 31, 2018 the Clean & Safe program adopted the methodology used by the Regional Task Force on the Homeless to count homeless individuals. Per the methodology, Clean & Safe staff will count 1.75 individuals per visible tent/structure and 2.03 individuals per vehicle that shows clear signs of habitation.

 = 2.03 homeless individuals in vehicles  
 = 1.75 homeless individuals in tents/hand-made structures

# East Village South 12AM-5AM



## Downtown Fellowship of Churches & Ministries

Date: 2/25/2021

Rain: Yes/No

Name: \_\_\_\_\_

Signature: \_\_\_\_\_

Temperature: 55



\*On May 31, 2018, the Clean & Safe program adopted the methodology used by the Regional Task Force on the Homeless to count homeless individuals. Per the methodology, Clean & Safe staff will count 1.75 individuals per visible tent/structure and 2.03 individuals per vehicle that shows clear signs of habitation.

= 2.03 homeless individuals in vehicles

= 1.75 homeless individuals in tents/hand-made structures



# City Center 12AM-5AM



## Downtown Fellowship of Churches & Ministries

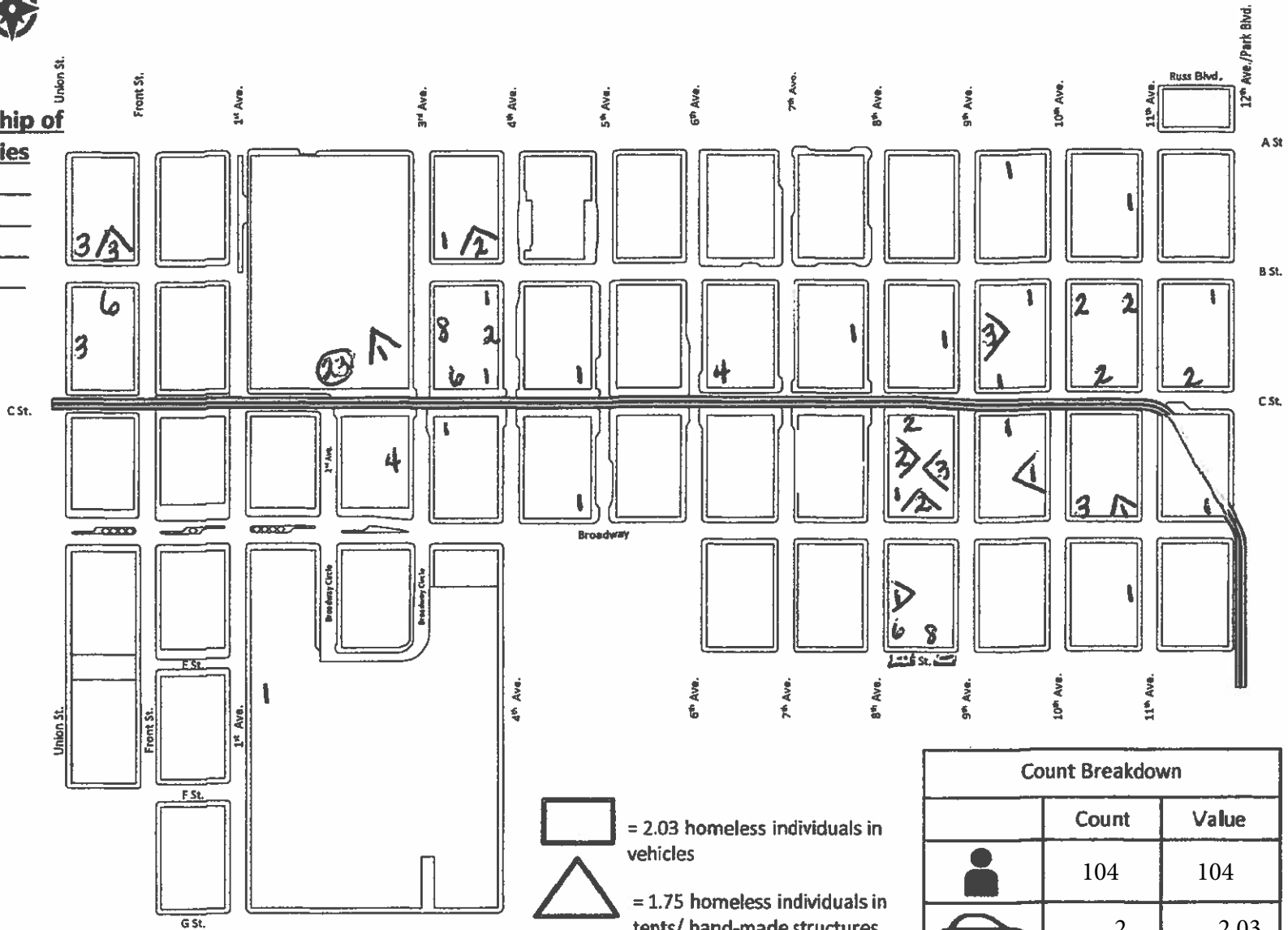
Date: 02/25/2021

Name: \_\_\_\_\_

Signature: \_\_\_\_\_

Temperature: 55

Rain: Yes/No



Count Breakdown		
	Count	Value
	104	104
	2	2.03
	18	31.50
<b>Total</b>		<b>139.56</b>

\*On May 31, 2018, the Clean & Safe program adopted the methodology used by the Regional Task Force on the Homeless to count homeless individuals. Per the methodology, Clean & Safe staff will count 1.75 individuals per visible tent/structure and 2.03 individuals per vehicle that shows clear signs of habitation.



# Columbia 12AM-5AM



## Downtown Fellowship of Churches & Ministries

Date: 02/25/2021

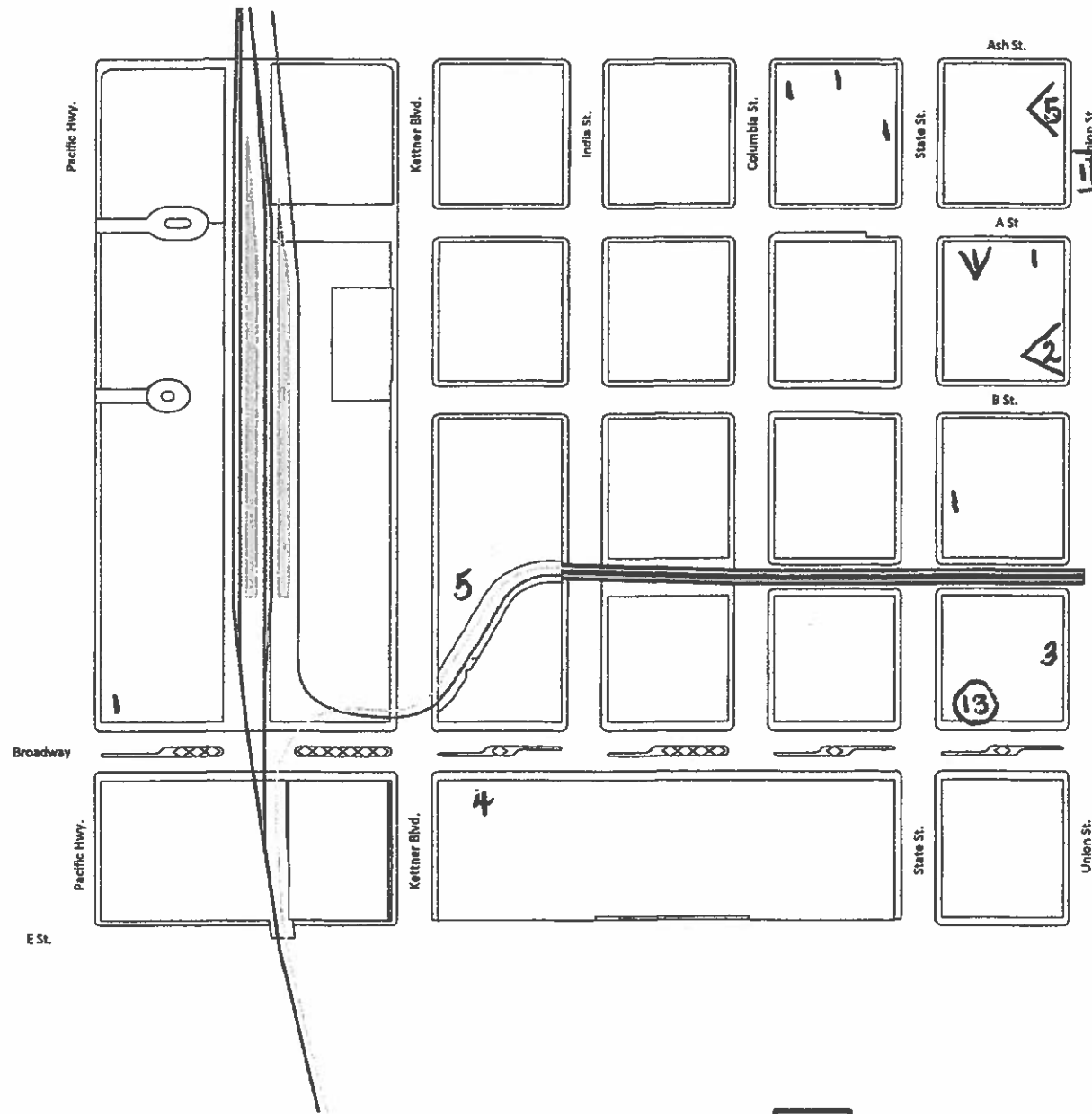
Name: \_\_\_\_\_

Signature: \_\_\_\_\_

Temperature: 54

Rain: Yes/No

Count Breakdown		
	Count	Value
	31	31
	1	2.03
	8	14
<b>Total</b>		<b>47.03</b>



\*On May 31, 2018, the Clean & Safe program adopted the methodology used by the Regional Task Force on the Homeless to count homeless individuals. Per the methodology, Clean & Safe staff will count 1.75 individuals per visible tent/structure and 2.03 individuals per vehicle that shows clear signs of habitation.

- = 2.03 homeless individuals in vehicles
- = 1.75 homeless individuals in tents/hand-made structures

# Marina 12AM-5AM



## Downtown Fellowship of Churches & Ministries

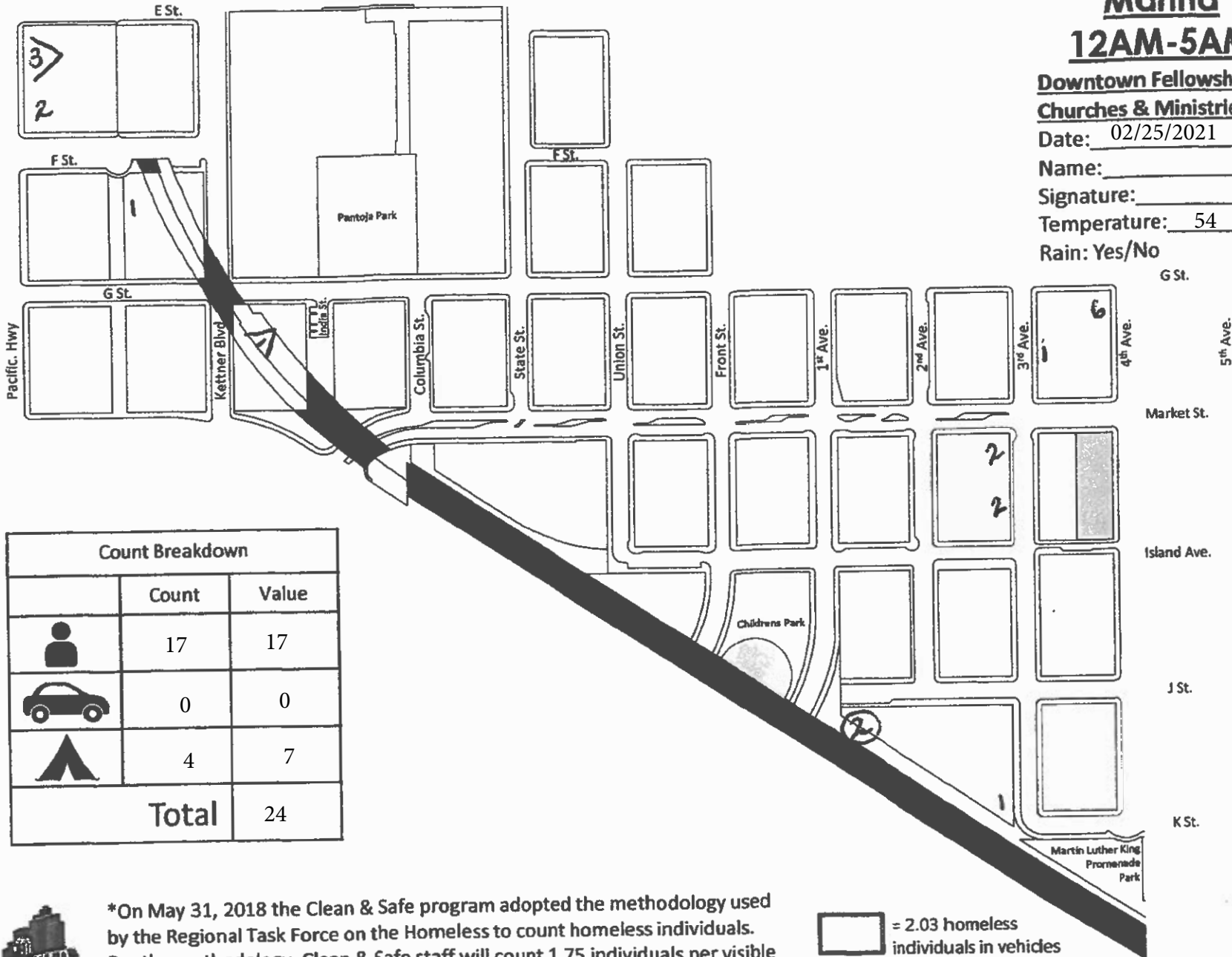
Date: 02/25/2021

Name: \_\_\_\_\_

Signature: \_\_\_\_\_

Temperature: 54

Rain: Yes/No



Count Breakdown		
	Count	Value
	17	17
	0	0
	4	7
<b>Total</b>		<b>24</b>



\*On May 31, 2018 the Clean & Safe program adopted the methodology used by the Regional Task Force on the Homeless to count homeless individuals. Per the methodology, Clean & Safe staff will count 1.75 individuals per visible tent/structure and 2.03 individuals per vehicle that shows clear signs of habitation.

= 2.03 homeless individuals in vehicles

= 1.75 homeless individuals in tents/hand-made structures

# Cortez 12AM-5AM



## Downtown Fellowship of Churches & Ministries

Date: 02/25/2021

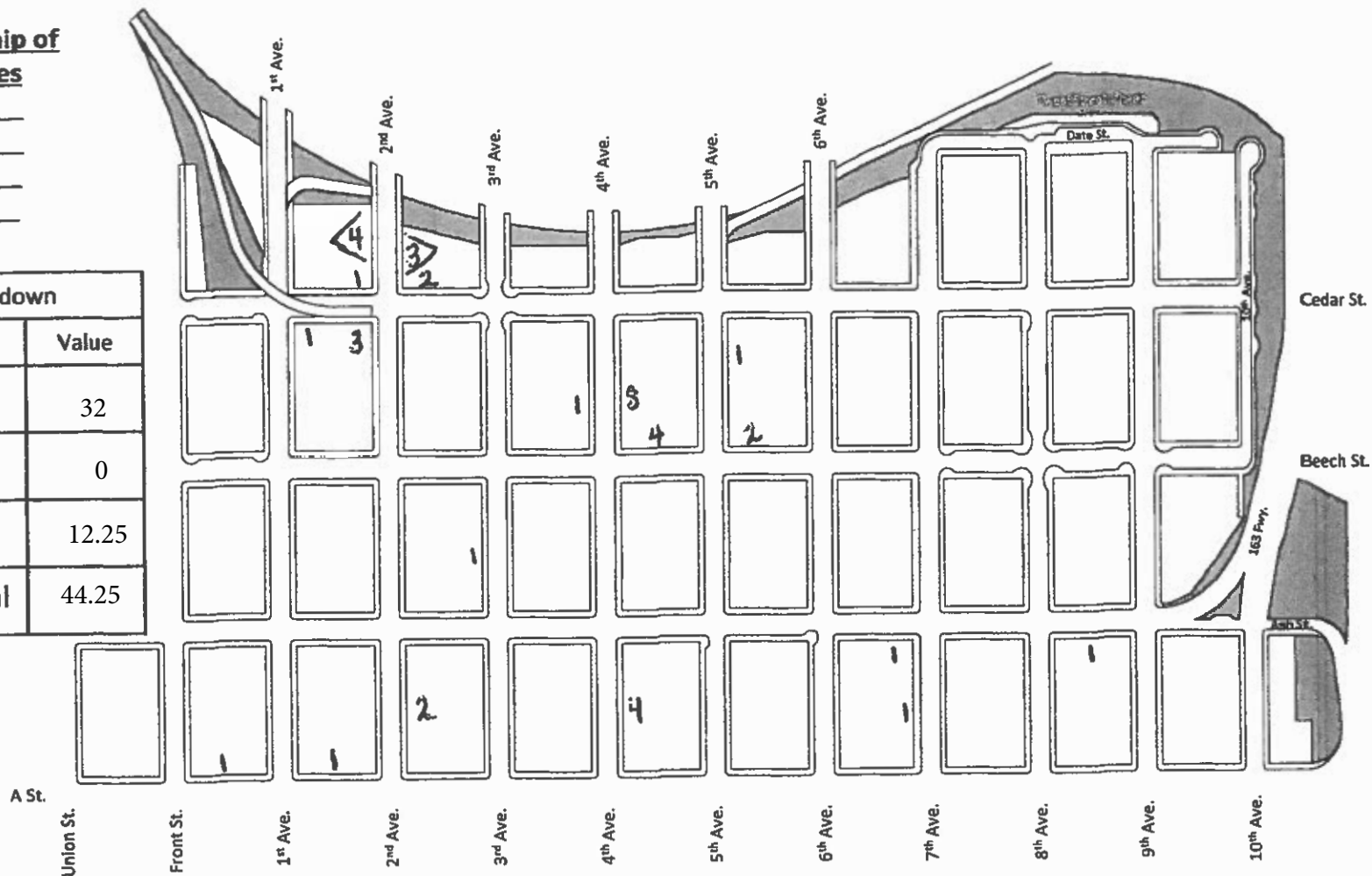
Name: \_\_\_\_\_

Signature: \_\_\_\_\_

Temperature: 55

Rain: Yes/No

Count Breakdown		
	Count	Value
	32	32
	0	0
	7	12.25
<b>Total</b>		<b>44.25</b>



\*On May 31, 2018, the Clean & Safe program adopted the methodology used by the Regional Task Force on the Homeless to count homeless individuals. Per the methodology, Clean & Safe staff will count 1.75 individuals per visible tent/structure and 2.03 individuals per vehicle that shows clear signs of habitation.

- = 2.03 homeless individuals in vehicles
- = 1.75 homeless individuals in tents/hand-made structures

# Gaslamp 12AM-5AM



## Downtown Fellowship of Churches & Ministries

Date: 02/25/2021

Name: \_\_\_\_\_

Signature: \_\_\_\_\_

Temperature: 54

Rain: Yes/No

Count Breakdown		
	Count	Value
	30	30
	0	0
	1	1.75
<b>Total</b>		<b>32.75</b>

= 2.03 homeless individuals in vehicles

= 1.75 homeless individuals in tents/hand-made structures



\*On May 31, 2018 the Clean & Safe program adopted the methodology used by the Regional Task Force on the Homeless to count homeless individuals. Per the methodology, Clean & Safe staff will count 1.75 individuals per visible tent/structure and 2.03 individuals per vehicle that shows clear signs of habitation.

