

# CLEAN & SAFE BOARD OF DIRECTORS



D O W N T O W N  
**SAN DIEGO**  
P A R T N E R S H I P

08:30 a.m.

Tuesday, February 14, 2017 8:30 a.m.

Downtown San Diego Partnership

401 B St, Suite 100

San Diego, CA 92101

# AGENDA

TUESDAY, FEBRUARY 14, 2017 8:30 A.M.

## WELCOME

- Non-Agenda Public Comment
- Approval of Minutes: 1.10.2017 (Page 2,3) Action
- Next Board Meeting: 3.14.2017 at DSDP: 401 B St, Suite 100

## GUEST SPEAKER

- Dr. Michael S. Krelstein, M.D., Clinical Director Behavioral Health Services County of San Diego Health & Human Services Agency

## EXECUTIVE DIRECTOR UPDATE

- Alonso Vivas, Executive Director

## TEAM UPDATE

- Clean & Safe Update: A. Gutierrez, Director of Operations and E. Romo, Operations Manager (Page 4)
- Homeless Update: A. Quiros and L. Hamilton, Homeless Outreach Coordinators (Page 5-8)
- Placemaking/Programs Update: L. Koerschgen, VP of External Affairs (Handout)

## FINANCIALS

- Review FY18 Draft Budget: A. Kostick, VP of Finance/Admin (Handout)

## MEMBER DISCUSSION

## ADJOURN

**THIS INFORMATION IS AVAILABLE IN ALTERNATIVE FORMATS UPON REQUEST.** To request an alternative format or to request a sign language or oral interpreter for the meeting, please contact the Clean & Safe Program office at least five (5) working days before the meeting at (619) 234-8900

to ensure availability. Assistive Listening Devices (ALDs) are available for the meeting upon advanced request.

MINUTES: JANUARY 11<sup>TH</sup>, 2017

CALL TO ORDER

The meeting was called to order by Sumeet Parekh at 8:35 a.m.

The following Clean and Safe Board Members were present: Sumeet Parekh, Bill Sauls, Doug Korn, Michael Trimble, Mike Madigan, Glenna Schmidt, LC Cline, and Barbara Daly.

The following staff members were present: Angela Wells, Alonso Vivas, Alex Gutierrez, Arturo Quiros, Alicia Kostick, Lise Koerschgen, Ernesto Romo, Latara Hamilton, MK Urtasun and Annie Wilson.

The following members of the public were present: Kathy Somers, A/C Morris, and Barb Putis.

GUEST SPEAKER

Acting Captain Morris gave an overview of current SDPD projects, including the continued collaboration with Clean & Safe.

NON-AGENDA PUBLIC COMMENT

There was no non-agenda public comment.

Approval of Minutes

Mr. Parekh asked for comments and approval.

Motion: to approve November 10, 2016 minutes.

By: Bill Sauls. Seconded By: Michael Trimble. Accepted unanimously.

EXECUTIVE DIRECTOR UPDATE

Mr. Vivas asked Clean & Safe Board members to attend the upcoming Community Mixers, and announced staffing changes.

OPERATIONS UPDATE – ALEX GUTIERREZ AND ERNESTO ROMO

Mr. Gutierrez reviewed Clean & Safe safety statistics from 2016, including assaults on staff.

Mr. Romo review Clean & Safe maintenance statistics from 2016.

HOMELESS UPDATE – ARTURO QUIROS AND LATARA HAMILTON

Mr. Quiros gave an update on the Cumulative Homeless Counts by Neighborhood and the upcoming WeAllCount 2016.

Ms. Hamilton reviewed the donation to the Family Reunification Program from the San Diego Padres and SDG&E, and the upcoming Project Homeless connect.

PLACEMAKING REPORT – LISE KOERSCHGEN

Ms. Koerschgen gave an update on the Deck the Halls event in December and the upcoming February Volunteer event.

#### FINANCIAL REPORT – ALICIA KOSTICK

Ms. Kostick reviewed the October and November 2016 financials and variances.

Motion: To accept the October and November 2016 financials and variances.

By: LC Cline. Seconded By: Glenna Schmidt. Accepted unanimously.

#### MEMBER DISCUSSION

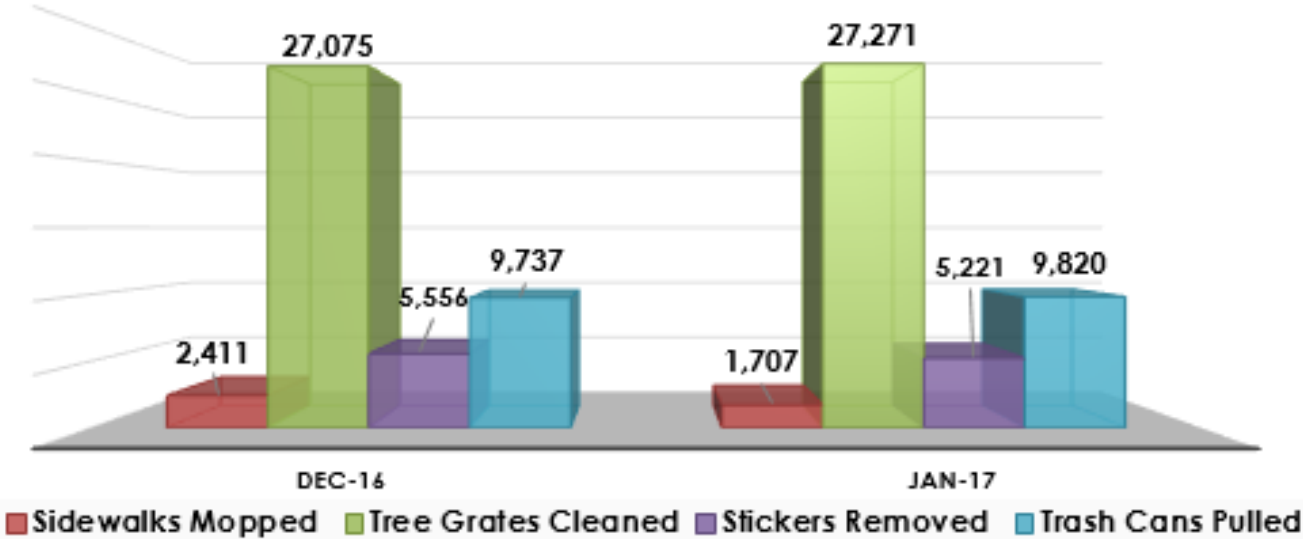
Mr. Parekh discussed future Clean & Safe programs and board engagement. Staff will discuss and report back at the February board meeting.

#### ADJOURN

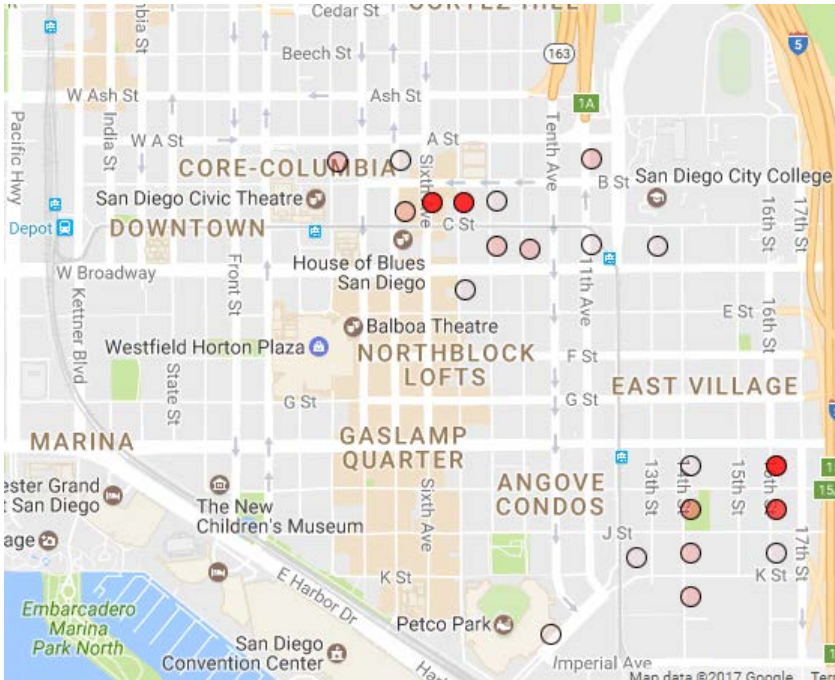
The meeting was adjourned by Sumeet Parekh at 9:58 a.m.

OPERATIONS REPORT

Activity Report Nov 2016- Dec 2016



HOT SPOTS (DEC - 16 TO JAN - 17)



## HOMELESS OUTREACH

2015													
	Jan	Feb	Mar	Apr	May	June	July	*Aug	*Sept	Oct	*Nov	Dec	Average
East Village	415	468	446	424	386	462	482	405	366	472	548	604	457
Core Columbia	177	200	173	196	161	171	235	152	118	102	129	206	168
Marina	22	20	15	16	15	21	29	31	26	16	25	23	22
Cortez	52	33	22	40	43	48	39	45	52	32	45	40	41
Gaslamp	19	23	59	19	24	18	25	24	19	55	18	11	26
Monthly Totals:	685	744	717	695	629	720	810	657	581	677	765	884	714
2016													
	*Jan	*Feb	Mar	Apr	May	*June	*July	Aug	Sept	*Oct	*Nov	Dec	Average
East Village	391	518	549	619	785	850	866	894	741	783	844	1094	745
Core	147	118	123	97	167	97	119	276	168	148	138	132	144
Columbia	50	45	65	30	54	65	38	34	47	56	50	43	48
Marina	28	33	22	27	38	38	45	51	48	44	18	36	36
Cortez	32	47	44	30	66	57	57	86	86	65	72	60	59
Gaslamp	24	50	39	40	38	49	37	45	50	34	48	50	42
Monthly Totals:	672	811	842	843	1148	1156	1162	1386	1140	1130	1170	1415	1073
**EAST VILLAGE BREAKOUT													
North EV	119	179	102	113	132	274	182	205	172	166	185	208	170
South East EV	255	323	424	475	611	546	640	644	545	594	630	857	545
South West EV	17	16	23	31	42	30	44	45	24	23	29	29	29
CONNECTIONS HOUSING/PATH													
Outreach Area	105	75	85	63	169	113	123	226	181	138	143	109	128
2017													
	Jan	Feb	Mar	Apr	May	June	July	Aug	Sept	Oct	Nov	Dec	Average
East Village	629												629
Core	117												117
Columbia	36												36
Marina	26												26
Cortez	32												32
Gaslamp	42												42
Monthly Totals:	882												882
**EAST VILLAGE BREAKOUT													
North East EV	110												110
North West EV	54												54
South East EV	450												450
South West EV	15												15
CONNECTIONS HOUSING/PATH													
Outreach Area	78												78


\*\*North East Village is the area north of Market Street. South East is the area east of Park Ave. south of Market Street. South West is the area west of Park Ave. south of Market Street\*\*

## PROJECT HOMELESS CONNECT 2017



On Wednesday, January 25, 2017, Clean & Safe participated in the 11th Annual Project Homeless Connect, hosted by the San Diego Housing Commission. This year the event assisted 1,016 homeless individuals. More than 350 volunteers, and almost 90 service providers, provided services at the one day fair for downtown San Diego's homeless.

## WE ALL COUNT 2017 ANNUAL HOMELESS CENSUS



On Friday, January 27, 2017, the Downtown San Diego Partnership Clean & Safe and the Regional Task Force on the Homeless held the We All Count 2017 at Golden Hall. Elected officials and stakeholders surveyed homeless individuals in the downtown community. The count is crucial for meeting federal requirements to receive funds to better serve San Diego's homeless population.

## FAMILY REUNIFICATION PROGRAM SUCCESS STORY



Johnny and Erica came to Downtown San Diego for a fresh start. Johnny had high hopes of finding employment to support his new family. After losing their vehicle, he found it difficult to secure employment. Johnny and Erica, who is seven months pregnant, had to couch surf and use shelters each night, as sleeping on the streets was not an option. After hearing about the Family Reunification Program from a friend, the couple requested assistance from Clean & Safe's Homeless Outreach Coordinators. Through the program, Johnny and Erica were able to reunite with their support system in Huntington, WV. Now, the soon-to-be parents can rest easily knowing they will have a warm loving home to bring their new bundle of joy to. We wish Johnny and Erica the best of luck in West Virginia!

## COMMUNITY UPDATE: NO PLACE LIKE HOME PROGRAM

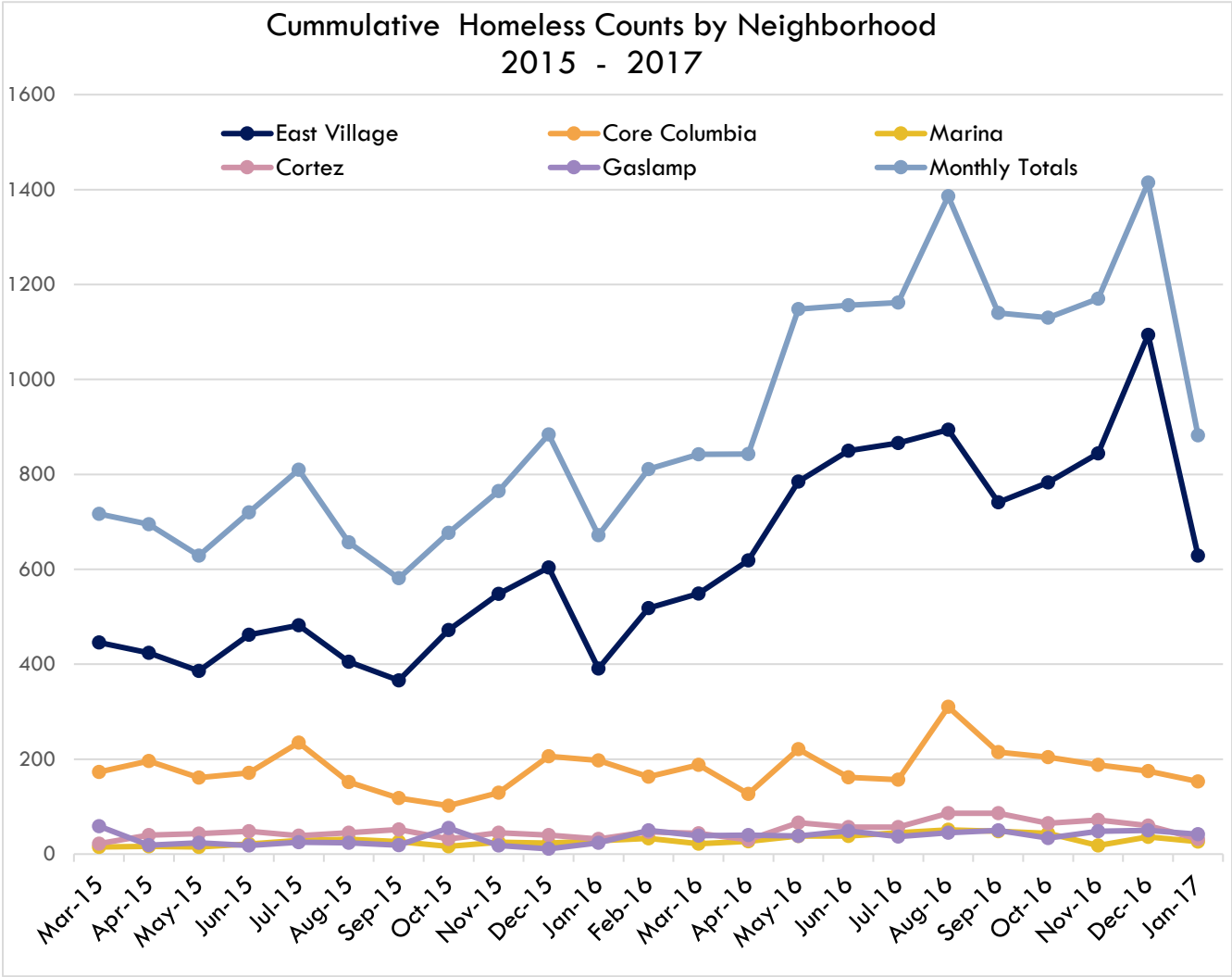
No Place Like Home program will dedicate \$2 billion in bond proceeds to invest in the development of permanent supportive housing for persons who are in need of mental health services and are experiencing or are at risk of homelessness, chronic homelessness.

*For more information on No Place Like Home go to the website listed below*

<http://focus.senate.ca.gov/homelessness/news>



JANUARY 2017 HOMELESS COUNT GRAPH





D O W N T O W N  
**SAN DIEGO**  
P A R T N E R S H I P

THANK YOU FOR ATTENDING AND YOUR  
CONTINUED SUPPORT